

igse

VeyWay

THE AVENUE TO QUALITY ENHANCED BIN CLEAN-OUT



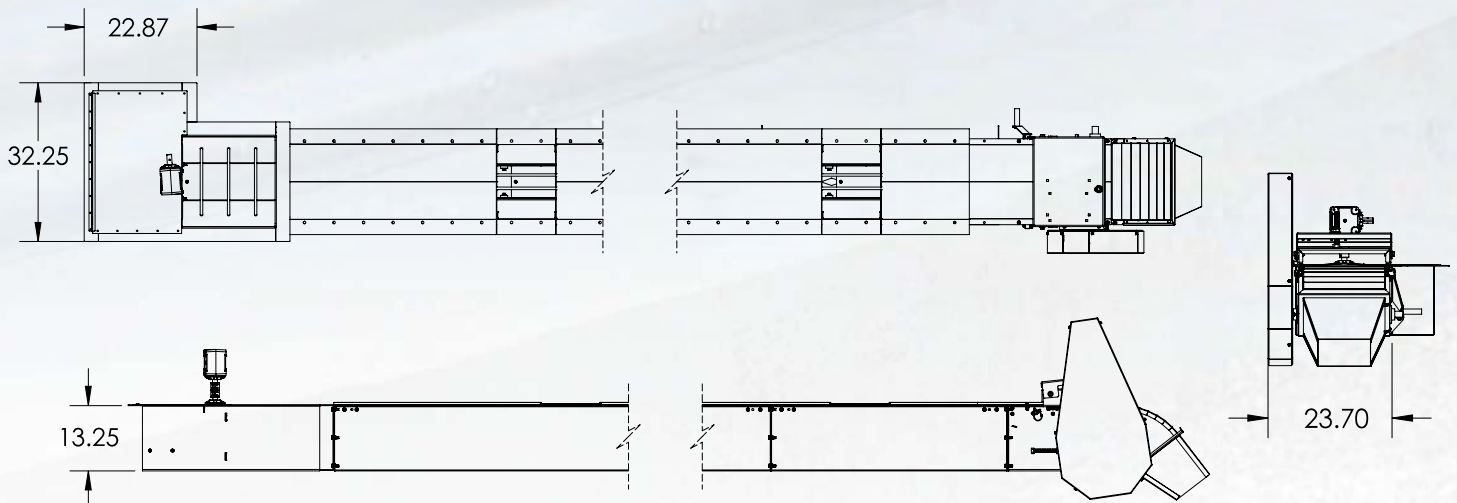
**BELT CONVEYOR BIN UNLOAD
BELT CONVEYOR POWER SWEEP**



CONVEYING THE FUTURE

488 N STATE RTE. 49 CISSNA PARK, IL 60924 | (815) 457-2979 | WWW.IGSEMF.COM

VeyWay BIN UNLOAD



FEATURES

VeyWay Unload Features

Fits in 12" Floor | Bin Sizes 24' x 60' | Single Motor Drive | Maintains High Quality

External Gate Control | Full Length Access Cover | Belt Speed—367-600 FPM

UNLOAD CAPACITIES

Unload Capacity Rating

Motor RPM	1750
Unload Rate	3,000-4,000 BU/ Hr. equivalent to a 8"-10" auger depending on use
Floor Height	For floor heights of 12" or taller

MOTOR INFORMATION - STANDARD SIZE

Motor Information - Standard Size

Bin Diameter	Motor HP	Motor RPM	Unload	Sweep
24'	5	1750	Yes	Yes
27'	5	1750	Yes	Yes
30'	5	1750	Yes	Yes
33'	5	1750	Yes	Yes
34'	5	1750	Yes	Yes
36'	7.5	1750	Yes	Yes
42'	10	1750	Yes	Yes
48'	10	1750	Yes	Yes
54'	15	1750	Yes	No
60'	20	1750	Yes	No

COMPATIBILITY WITH EXISTING EQUIPMENT

Retro Fit Kits for VeyWay Unload

Sweep Manufacturer	Kit Needed
Hutchinson - New Style	Nothing needed
Hutchinson - Old Style	Customer needs to order new dual gearbox from Hutchinson and install in VeyWay center well (Less both IGSE Gearboxes)
GSI - New	Contact IGSE
GSI - Old	Nothing needed
Brock	Contact IGSE
Sukup	Contact IGSE
Carry in Non-Power Sweep	Use IGSE pivot bracket BUL-0087
Daay Power Sweep	Contact IGSE



POWER SWEEP



FEATURES

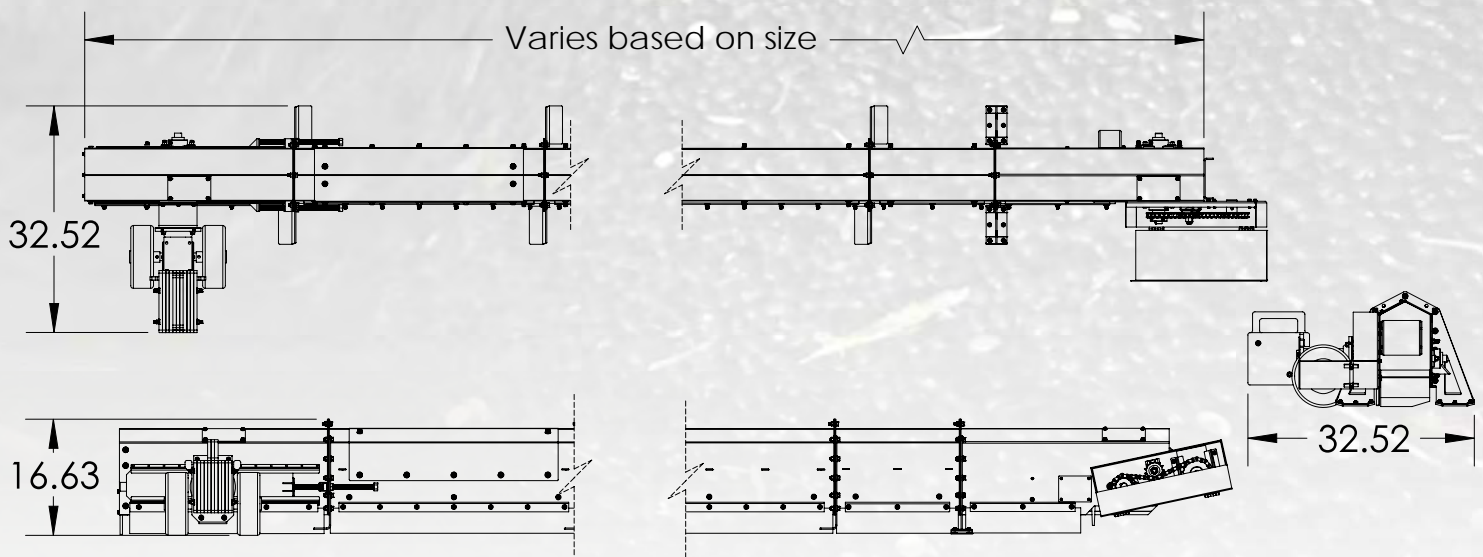
VeyWay Unload Features	
Belt Conveyor Power Sweep	
3" Cleated Belt	
9" Drive Tires	
Reduced Speed Drive Wheel	
Dual Wheel Drive	
Heavy Duty Gear Box	
Increased Floor to Wheel Drive Traction	
Improved Floor Sweeping	

SWEEP CAPACITIES

Sweep Capacity Rating	
Motor RPM	1750
Sweep Rate	1700 BU/ Hr.


COMPATIBILITY WITH EXISTING EQUIPMENT



Retro Fit Kits for VeyWay Sweep	
Unload Manufacturer	Kit Needed
Hutchinson - New Style	Less both IGSE Gearboxes, use existing Gearboxes
Hutchinson - Old Style	Customer needs to order new dual gearbox from Hutchinson and install in VeyWay center well (Less both IGSE Gearboxes)
GSI - New	New custom top gearbox from us (need to order special)
GSI - Old	Less both IGSE Gearboxes, use existing Gearboxes
Brock	Contact IGSE
Sukup	Need new front mounting plate (have not engineered)





igse





VeyWay



VeyWay



ILLINOIS GRAIN & SEED EQUIPMENT
488 NORTH STATE ROUTE 49
CISSNA PARK, IL 60924
815-457-2979 | SALES@IGSE.AG
WWW.IGSEMFG.COM



igse